

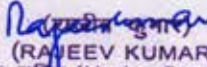
No. 5-1/2019-Desk (MDM)
Government of India
Ministry of Human Resource Development
Department of School Education & Literacy
(Mid Day Meal Division)

Shastri Bhavan, New Delhi.
Dated 20th September, 2019

Subject: Allocation of food grains to States/UTs under National Programme of Mid-Day Meal in Schools (MDMS) for the 3rd Quarter (October to December, 2019) and 4th Quarter (January, 2020 to March, 2020) and drought affected States for financial year 2019-20.

The Department of Food & Public Distribution has approved the allocation of **1276899.65** MTs of food grains comprising **223919.31** MTs wheat and **1052978.34** MTs rice for the 3rd and 4th Quarter of 2019-20 (October 2019 to March, 2020) to this Ministry for allocation to various States/UTs at NFSA prices i.e Rs. 2 per kg of wheat and Rs. 3 per kg of rice under National Programme of Mid-Day Meal in Schools (MDMS). Accordingly, the undersigned is directed to convey the allocation of food grains to States/UTs under MDMS for the 3rd Quarter (October to December, 2019) and 4th Quarter (January, 2020 to March, 2020) and drought affected States during 2019-20 as per the **Annexure-I, Annexure-II and Annexure-III** respectively.

2. States/UTs are required to further allocate the food grains to the districts as per their requirement under the provisions of MDM Guidelines and under intimation to this Department as well as Food Corporation of India (FCI) for supply of food grains accordingly.
3. District Administration on receiving the allocation from the State/UT will send a schedule (periodicity and date/week) of lifting of food grains to the local FCI depot depending upon its requirement, transportation convenience and storage capacity.
4. District can lift food grains on monthly, bi-monthly or quarterly basis as indicated in its schedule. However, as per the guidelines issued by Ministry of Consumer Affairs, Food & Public Distribution, Department of Food & Public Distribution, Govt. of India vide their letter No. 1-2/2008-BP.II dated 18.9.2008, allocated food grains can be lifted from the FCI godowns starting from the 1st day of the month preceding the allocation quarter and up to 25th of the last month of the allocation quarter. Districts Officers may, therefore, be directed to lift the food grains accordingly.


(RAJEEV KUMAR)
अवर सचिव/Under Secretary
भारत सरकार/Govt. of India
म.सं.वि. मंत्रालय/Min. of H.R.D.
शुद्ध शिक्षा और साक्षरता विभाग
D/o School Education & Literacy
नई दिल्ली/New Delhi

Contd.../-

5. Payment of the cost of food grains will be made by District authorities within 20 days of the receipt of bills from FCI as per the guidelines issued by this Department vide letter No. 1-15/2009- Desk(MDM) dated 10.2.2010. The guidelines for decentralization of payment of cost of food grains to FCI at district level can be downloaded from the website of this Department www.mdm.nic.in Payments of outstanding bills may also be made to FCI without any delay as FCI bears huge amount of interest on unpaid outstanding amount.

6. Procedure laid down in para 3.6 to 3.9 of the above mentioned guidelines dated 10.2.2010 on decentralization of payment of cost of food grains shall be followed meticulously to ensure that best quality of food grains, which in any case, will not be inferior to Fair Average Quality (FAQ) is lifted from FCI godown. The process followed at the time of receipt of food grains from FCI depots should be repeated at each level till the food grains reach the end user to ensure that only good quality of food grains is delivered for consumption by children. Records/samples regarding quality assurance should be maintained at all levels.

7. As per para 5.4 of MDM Guidelines, a monthly report on off take, payment and quantity of food grains sent to schools/cooking agency may be furnished in the prescribed format latest by 15th of the following month on regular basis.

Rajeev Kumar

(Rajeev Kumar)

Under Secretary to the Government of India

Tel. No. 011-23386169

D/o School Education & Literacy
नई दिल्ली/New Delhi

The Principal Secretaries / Secretaries of the Nodal Department of State Govt. / UT Administration dealing with Mid Day Meal.

Copy to:-

1. The Executive Director (Sales), Food Corporation of India, 16-20, Barakhamba Lane, New Delhi – 110 001 with the copy of the Department of Food & Public Distribution OM No.4-2/2019-BP-II dated 19th September, 2019 for issuing instruction to all concerned to make available good quality foodgrain at the FCI godowns, facilitate lifting of the same and submit bills to district authorities at the earliest for payment by them.
2. The Deputy Secretary/Under Secretary, Department of Food & Public Distribution (BP-II Section), Krishi Bhavan, New Delhi.
3. Director(GVB)/ Director (RA)/DS(DA)
4. US(AD)/US(SA)
5. PS to Joint Secretary (EE-I).

Rajeev Kumar

(Rajeev Kumar)

Under Secretary to the Government of India

(RAJEEV KUMAR)

अवर सचिव/Under Secretary
भारत सरकार/Govt. of India
श.स.वि. अन्वय/Min. of H.R.D.
स्कूल शिक्षा और साक्षरता विभाग
D/o School Education & Literacy
नई दिल्ली/New Delhi

No.4-2/2019-BP-II
Government of India
Ministry of Consumer Affairs, Food and Public Distribution
Department of Food and Public Distribution

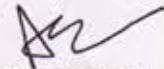
Krishi Bhawan, New Delhi,
Dated the 19th September, 2019

OFFICE MEMORANDUM

Subject:- Allocation of food grains under Mid Day Meal Scheme (MDM) for the year 2019-20 for the period 01.10.2019 to 31.03.2020 - reg.

In continuation of this Department's O.M. of even number dated 22.02.2019 and in pursuance of O.M. No. 5-1/2019-Desk (MDM) dated 09.09.2019 of Ministry of Human Resource Development, Department of School Education & Literacy on the above mentioned subject, the undersigned is directed to convey the approval of this Department for allocation of **1276899.65 MTs of foodgrains comprising 223919.31 MT of wheat and 1052978.34 MT of rice** for 3rd and 4th quarters of 2019-20 (October, 2019 to March, 2020) to Ministry of Human Resource Development, Department of school Education & Literacy at NFSA prices i.e. Rs. 2 per kg of wheat and Rs. 3 per kg of rice, under the Mid Day Meal (MDM) Scheme.

2. The validity period for lifting of foodgrains will be as per extant guidelines.
3. The Ministry of Human Resource Development, Department of School Education & Literacy may communicate State-wise/UT-wise allocation of the allocated quantity of foodgrains to FCI and States/UTs well in time and ensure its lifting within the stipulated validity period by States/UTs.
4. Food Corporation of India (FCI) would issue rice and wheat as per State/UT-wise allocation for 3rd and 4th quarters of the year 2019-20 with monthly breakup to be made by the Department of School Education and Literacy, Ministry of Human Resource Development.
5. The Ministry of Human Resource Development, Department of School Education & Literacy is also requested to furnish the consolidated Utilization Certificate in the prescribed proforma GFR - 19A duly signed by the concerned Director for the foodgrains allocated to them under Mid Day Meal Scheme (MDM) for the year 2019-20 at the end of the current financial year.
6. The Department of School Education & Literacy, Ministry of Human Resource Development may ensure that FCI gets full payment in respect of food grains released by it to States/UTs under the Scheme & utilization certificates are furnished by the State/UT Governments to it in time. They are also requested to make payment of outstanding amounts to FCI without any delay, as FCI bears huge amount of interest on unpaid outstanding amount.



(Abhay Kumar)

Under Secretary to the Government of India
Tele. No. 23382504

To
Sh. Rajeev Kumar, Under Secretary (MDM),
Department of School Education & Literacy,
Ministry of Human Resource Development,

Shastri Bhawan, New Delhi.

Copy for information to:-

1. The Chairman-cum-Managing Director, FCI, New Delhi.
2. The General Manager (Sales), FCI, New Delhi.
3. US (Policy-III&IV)/BP-III/BP-I/US (FC A/cs)/Guard File.

Mid-Day-Meal Scheme
Allocation of foodgrains for the 3rd quarter of 2019-20
(For the period 01.10.2019 to 31.12.2019)

(In MTs)

Sl. No.	State/UT	PRIMARY 3rd Quarter					UPPER PRIMARY+STC 3rd Quarter					(Primary +Upper Primary+STC) 3rd Quarter		
		No. of children approved by PAB for 2019-20	No. of Working Days approved by PAB for 2019-20	Wheat	Rice	Foodgrains (Wheat+Rice)	No. of children approved by PAB for 2019-20	No. of Working Days approved by PAB for 2019-20	Wheat	Rice	Foodgrains (Wheat+Rice)	Wheat	Rice	Foodgrains (Wheat+Rice)
1	Andhra Pradesh	1570000	220	0.00	7246.20	7246.20	952000	220	0.00	7624.18	7624.18	0.00	14870.38	14870.38
2	Arunachal Pradesh	100132	220	0.00	394.64	394.64	53830	220	0.00	350.38	350.38	0.00	745.02	745.02
3	Assam	2717608	210	0.00	14781.51	14781.51	1331885	220	0.00	11307.49	11307.49	0.00	26088.99	26088.99
4	Bihar	7487562	245	0.00	36201.68	36201.68	3506521	245	0.00	27639.45	27639.45	0.00	63841.13	63841.13
5	Chhattisgarh	1700000	240	0.00	9635.19	9635.19	1102294	240	0.00	10186.11	10186.11	0.00	19821.30	19821.30
6	Goa	87000	220	514.56	0.00	514.56	58000	220	440.57	0.00	440.57	955.12	0.00	955.12
7	Gujarat	2605009	248	7504.47	7550.23	15054.70	1694020	248	7303.09	7373.24	14676.33	14807.56	14923.47	29731.03
8	Haryana	810287	244	2695.18	1474.85	4170.03	559380	244	2797.01	1501.42	4298.43	5492.19	2976.27	8468.46
9	Himachal Pradesh	283782	241	0.00	1478.23	1478.23	196815	241	0.00	1459.71	1459.71	0.00	2937.94	2937.94
10	Jammu & Kashmir	445466	220	0.00	523.67	523.67	218053	220	0.00	282.67	282.67	0.00	806.34	806.34
11	Jharkhand	2294782	254	0.00	10775.26	10775.26	1001792	254	0.00	8265.73	8265.73	0.00	19040.99	19040.99
12	Karnataka	2604491	248	3719.49	13390.03	17109.52	1625609	248	3570.36	12996.24	16566.60	7289.85	26386.26	33676.11
13	Kerala	1611174	200	0.00	9933.23	9933.23	988980	220	0.00	6016.64	6016.64	0.00	15949.86	15949.86
14	Madhya Pradesh	2972829	241	9589.18	6026.20	15615.39	1886988	241	11626.88	6418.82	18045.70	21216.06	12445.02	33661.09
15	Maharashtra	5719500	231	0.00	30724.31	30724.31	3612342	231	0.00	26582.67	26582.67	0.00	57306.98	57306.98
16	Manipur	117327	227	0.00	479.59	479.59	35706	227	0.00	218.53	218.53	0.00	698.12	698.12
17	Meghalaya	385399	200	0.00	1266.38	1266.38	148353	220	0.00	1052.45	1052.45	0.00	2318.83	2318.83
18	Mizoram	87152	202	0.00	282.05	282.05	43821	212	0.00	199.21	199.21	0.00	481.26	481.26
19	Nagaland	124523	220	0.00	624.84	624.84	39733	220	0.00	291.91	291.91	0.00	916.75	916.75
20	Orissa	2737061	239	0.00	12735.00	12735.00	1640643	239	0.00	13332.09	13332.09	0.00	26067.10	26067.10
21	Punjab	817896	240	1796.33	1667.41	3463.74	563789	240	1328.00	1189.39	2517.39	3124.33	2856.79	5981.12
22	Rajasthan	3185306	233	14043.93	5968.35	20012.28	1702784	233	10238.87	4190.50	14429.37	24282.79	10158.85	34441.65
23	Sikkim	29573	228	0.00	136.51	136.51	24217	228	0.00	158.02	158.02	0.00	294.53	294.53
24	Tamilnadu	2425043	210	0.00	13200.85	13200.85	1932627	220	0.00	16831.36	16831.36	0.00	30032.20	30032.20
25	Telangana	1075656	225	0.00	6303.38	6303.38	672570	225	0.00	5326.39	5326.39	0.00	11629.77	11629.77
26	Tripura	221055	230	0.00	1082.22	1082.22	165857	230	0.00	1208.54	1208.54	0.00	2290.76	2290.76
27	Uttarakhand	347250	241	0.00	1897.94	1897.94	247982	241	0.00	2047.43	2047.43	0.00	3945.37	3945.37
28	Uttar Pradesh	7619345	253	16853.62	31955.27	48808.89	3300302	253	9189.42	20446.04	29635.45	26043.04	52401.30	78444.35
29	West Bengal	6723230	230	0.00	35504.66	35504.66	4137265	230	0.00	30976.41	30976.41	0.00	66481.07	66481.07
30	A&N islands	14017	220	0.00	81.64	81.64	10084	220	0.00	95.38	95.38	0.00	177.03	177.03
31	Chandigarh	27000	248	46.28	62.09	108.38	18000	248	56.65	80.08	136.73	102.93	142.18	245.11
32	D&N Haveli	23000	240	0.00	130.92	130.92	11000	240	0.00	97.13	97.13	0.00	228.05	228.05
33	Daman & Diu	9450	234	0.00	50.14	50.14	6550	234	0.00	44.22	44.22	0.00	94.36	94.36
34	Delhi	601834	210	1433.75	1587.93	3021.68	657416	220	2504.15	2559.54	5063.69	3937.90	4147.47	8085.37
35	Lakshadweep	4604	223	0.00	29.66	29.66	2280	223	0.00	8.04	8.04	0.00	37.70	37.70
36	Puducherry	26000	210	0.00	145.78	145.78	19000	220	0.00	133.91	133.91	0.00	279.69	279.69
	TOTAL	59611343		58196.80	265327.84	323524.64	34168488		49054.98	228491.31	277545.29	107251.78	493819.15	601070.93


 (RAJEEV KUMAR)
 Under Secretary
 भारत सरकार / Govt. of India
 मा.श.वि. मंत्रालय / Min. of H.R.D.
 स्कूल शिक्षा और साक्षरता विभाग
 D/o School Education & Literacy
 नई दिल्ली / New Delhi

Mid-Day-Meal Scheme
Allocation of foodgrains for the 4th quarter of 2019-20
(For the period 01.01.2020 to 31.03.2020)

(In MTs)

Sl. No.	State/UT	PRIMARY 4th Quarter					UPPER PRIMARY+STC 4th Quarter					(Primary +Upper Primary+STC) 4th Quarter		
		No. of children approved by PAB for 2019-20	No. of Working Days approved by PAB for 2019-20	Wheat	Rice	Foodgrains (Wheat+Rice)	No. of children approved by PAB for 2019-20	No. of Working Days approved by PAB for 2019-20	Wheat	Rice	Foodgrains (Wheat+Rice)	Wheat	Rice	Foodgrains (Wheat+Rice)
1	2	3	4	5	6	7 (5+6)	8	9	10	11	12 (10+11)	13 (5+10)	14 (6+11)	15 (13+14)
1	Andhra Pradesh	1570000	220	0.00	7246.20	7246.20	952000	220	0.00	7624.18	7624.18	0.00	14870.38	14870.38
2	Arunachal Pradesh	100132	220	0.00	394.64	394.64	53830	220	0.00	350.38	350.38	0.00	745.02	745.02
3	Assam	2717608	210	0.00	14781.51	14781.51	1331885	220	0.00	11307.49	11307.49	0.00	26088.99	26088.99
4	Bihar	7487562	245	0.00	36201.68	36201.68	3506521	245	0.00	27639.45	27639.45	0.00	63841.13	63841.13
5	Chhattisgarh	1700000	240	0.00	9635.19	9635.19	1102294	240	0.00	10186.11	10186.11	0.00	19821.30	19821.30
6	Goa	87000	220	514.56	0.00	514.56	58000	220	440.57	0.00	440.57	955.12	0.00	955.12
7	Gujarat	2605009	248	7504.47	7550.23	15054.70	1694020	248	7303.09	7373.24	14676.33	14807.56	14923.47	29731.03
8	Haryana	810287	244	2695.18	1474.85	4170.03	559380	244	2797.01	1501.42	4298.43	5492.19	2976.27	8468.46
9	Himachal Pradesh	283782	241	0.00	1478.23	1478.23	196815	241	0.00	1459.71	1459.71	0.00	2937.94	2937.94
10	Jammu & Kashmir	445466	220	0.00	523.67	523.67	218053	220	0.00	282.67	282.67	0.00	806.34	806.34
11	Jharkhand	2294782	254	0.00	10775.26	10775.26	1001792	254	0.00	8265.73	8265.73	0.00	19040.99	19040.99
12	Karnataka	2604491	248	3719.49	13390.03	17109.52	1625809	248	3570.36	12996.24	16566.60	7289.85	26386.26	33676.11
13	Kerala	1611174	200	0.00	9933.23	9933.23	988980	220	0.00	6016.64	6016.64	0.00	15949.86	15949.86
14	Madhya Pradesh	2972829	241	9589.18	6026.20	15615.39	1886988	241	11626.88	6418.82	18045.70	21216.06	12445.02	33661.09
15	Maharashtra	5719500	231	0.00	30724.31	30724.31	3612342	231	0.00	26582.67	26582.67	0.00	57306.98	57306.98
16	Manipur	117327	227	0.00	479.59	479.59	35706	227	0.00	218.53	218.53	0.00	698.12	698.12
17	Meghalaya	385399	200	0.00	1266.38	1266.38	148353	220	0.00	1052.45	1052.45	0.00	2318.83	2318.83
18	Mizoram	87152	202	0.00	282.05	282.05	43821	212	0.00	199.21	199.21	0.00	481.26	481.26
19	Nagaland	124523	220	0.00	624.84	624.84	39733	220	0.00	291.91	291.91	0.00	916.75	916.75
20	Orissa	2737061	239	0.00	12735.00	12735.00	1640643	239	0.00	13332.09	13332.09	0.00	26067.10	26067.10
21	Punjab	817896	240	1796.33	1667.41	3463.74	563789	240	1328.00	1189.39	2517.39	3124.33	2856.79	5981.12
22	Rajasthan	3185306	233	14043.93	5968.35	20012.28	1702784	233	10238.87	4190.50	14429.37	24282.79	10158.85	34441.65
23	Sikkim	29573	228	0.00	136.51	136.51	24217	228	0.00	158.02	158.02	0.00	294.53	294.53
24	Tamilnadu	2425043	210	0.00	13200.85	13200.85	1932627	220	0.00	16831.36	16831.36	0.00	30032.20	30032.20
25	Telangana	1075656	225	0.00	6303.38	6303.38	672570	225	0.00	5326.39	5326.39	0.00	11629.77	11629.77
26	Tripura	221055	230	0.00	1082.22	1082.22	165857	230	0.00	1208.54	1208.54	0.00	2290.76	2290.76
27	Uttarakhand	347250	241	0.00	1897.94	1897.94	247982	241	0.00	2047.43	2047.43	0.00	3945.37	3945.37
28	Uttar Pradesh	7619345	253	16853.62	31955.27	48808.89	3300302	253	9189.42	20446.04	29635.45	26043.04	52401.30	78444.35
29	West Bengal	6723230	230	0.00	35504.66	35504.66	4137265	230	0.00	30976.41	30976.41	0.00	66481.07	66481.07
30	A&N islands	14017	220	0.00	81.64	81.64	10084	220	0.00	95.38	95.38	0.00	177.03	177.03
31	Chandigarh	27000	248	46.28	62.09	108.38	18000	248	56.65	80.08	136.73	102.93	142.18	245.11
32	D&N Haveli	23000	240	0.00	130.92	130.92	11000	240	0.00	97.13	97.13	0.00	228.05	228.05
33	Daman & Diu	9450	234	0.00	50.14	50.14	6550	234	0.00	44.22	44.22	0.00	94.36	94.36
34	Delhi	601834	210	1433.75	1587.93	3021.68	657416	220	2504.15	2559.54	5063.69	3937.90	4147.47	8085.37
35	Lakshadweep	4604	223	0.00	29.66	29.66	2280	223	0.00	8.04	8.04	0.00	37.70	37.70
36	Puducherry	26000	210	0.00	145.78	145.78	19000	220	0.00	133.91	133.91	0.00	279.69	279.69
	TOTAL	59611343		58196.80	265327.84	323524.64	34168488		49054.98	228491.31	277545.29	107251.78	493819.15	601070.93

Requirement of foodgrains for last six month of 2019-20 including Drought affected areas


Item	Quantity (in MTs)
Rice	1052978.34
Wheat	223921.30
Total	1276899.65


 (राजिव कुमार)
(RAJEEV KUMAR)
 अवर सचिव/Under Secretary
 भारत सरकार/Govt. of India
 मा.श.वि. मन्त्रालय/Min. of H. R. D.
 स्कूल शिक्षा और साक्षरता विभाग
 D/o School Education & Literacy
 नई दिल्ली/New Delhi

Allocation of foodgrains for the Drought affected areas during 2019-20

(In MTs)

Sl. No.	State/UT	PRIMARY					UPPER PRIMARY					(Primary +Upper Primary)		
		No. of children approved by PAB for 2019-20	No. of Working Days approved by PAB for 2019-20	Wheat	Rice	Foodgrains (Wheat+Rice)	No. of children approved by PAB for 2019-20	No. of Working Days approved by PAB for 2019-20	Wheat	Rice	Foodgrains (Wheat+Rice)	Wheat	Rice	Foodgrains (Wheat+Rice)
1	2	3	4	5	6	7 (5+6)	8	9	10	11	12 (10+11)	13 (5+10)	14 (6+11)	15 (13+14)
1	Andhra Pradesh	706092	42	0.00	2965.59	2965.59	551401	42	0.00	3473.83	3473.83	0.00	6439.41	6439.41
2	Gujarat	865578	35	1514.76	1514.76	3029.52	513328	35	1347.49	1347.49	2694.97	2862.25	2862.25	5724.50
3	Jharkhand	1701348	25	0.00	4253.37	4253.37	744254	25	0.00	2790.95	2790.95	0.00	7044.32	7044.32
4	Karnataka	2499785	35	1749.85	6999.40	8749.25	1554725	35	1632.46	6529.85	8162.31	3382.31	13529.24	16911.55
5	Maharashtra	3446429	50	0.00	17232.15	17232.15	2249699	50	0.00	16872.74	16872.74	0.00	34104.89	34104.89
6	Rajasthan	418869	43	1260.80	540.34	1801.14	423563	43	1912.39	819.59	2731.98	3173.18	1359.94	4533.12
TOTAL		9638101		4525.41	33505.60	38031.01	6036970		4892.33	31834.45	36726.78	9417.74	65340.05	74757.79


 (राजीव कुमार)
 (RAJEEV KUMAR)
 जयपुर सचिव/Under Secretary
 भारत सरकार/Govt. of India
 मा.श.वि. मन्त्रालय/Min. of H.R.D.
 स्कूल शिक्षा और साक्षरता विभाग
 D/o School Education & Literacy
 नई दिल्ली/New Delhi